

HYDRAULIC CRANES HT50KX



Max. Capacity	8,000 LBS
Crane Rating	50,000 FT-LBS
Max. Reach	20 FT 25 FT 30 FT
Min. GVWR	19,500+ LBS
Controls	Full-Hydraulic Proportional

The Venturo HT50KX has been one of the flagships of the HT crane line for many years. With over 8,000 lbs of capacity and a 20, 25, & 30 ft boom extension, the crane can provide operators flexibility on a variety of applications. The HT50KX is perfect for a 19,500 GVWR vehicle giving most mid-size mechanics trucks the tools they need to complete their jobs. The HT50KX comes standard with proportional control, giving operators the ability for variable speed hydraulic functions which include rotation, winch, elevation and extension.

FULL-HYDRAULIC PROPORTIONAL



FEATURES

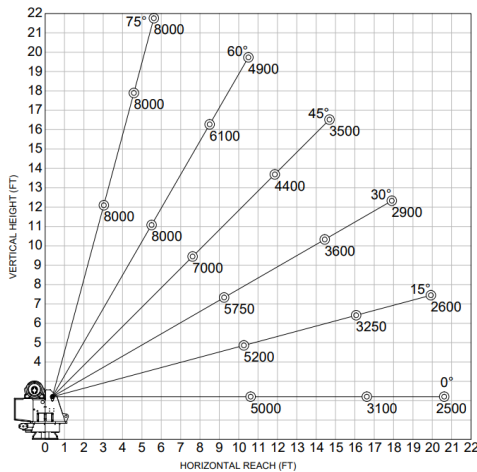
- **AUTO ADJUST ANTI-TWO BLOCK**
Innovative, rugged and compact anti-two block design automatically adjusts to boom angle. This minimizes hook-to-boom tip height and is less prone to damage.
- **CUSTOM H-VALVING**
Provides high hydraulic flow for safe crane function, minimizes quick, jerky functions
- **SLEW DRIVE**
Extra gear that allows for smooth hydraulic rotation, eliminates jerky movements while under load
- **HEXAGONAL BOOM DESIGN**
Greater strength and Increased Load Capacity
- **HIGH WIRE ROPE GAUGES**
Increased Strength and durability during operations under load
- **COUNTER-BALANCE VALVES**
All cylinders include load bearing counter-balance valves to prevent loads from dropping
- **REAR COVERS**
Rear covers now have new knobs that simply twist on/off that allow easier rear cover removal, no tool needed
- **PROPORTIONAL CONTROLS**
Industry Leading proportional controls
Gives the operator flexibility with hydraulic speeds
Includes multi-function control and smooth variable speed control

HYDRAULIC CRANES HT50KX

MAXIMUM LOAD CAPACITY

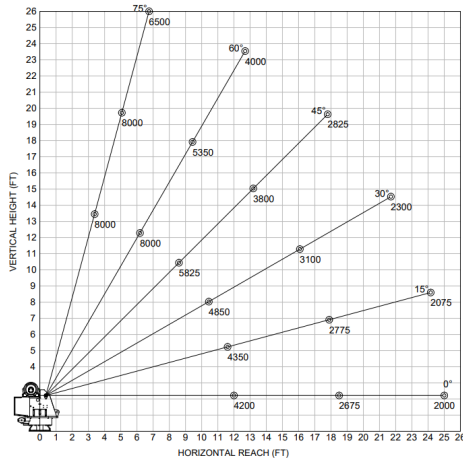
20 ft

MAXIMUM LOAD CAPACITY CHART



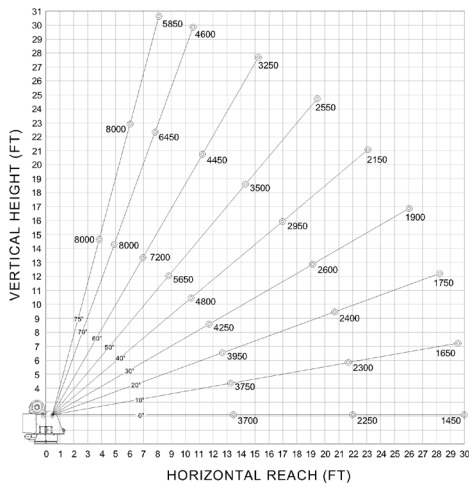
25 ft

MAXIMUM LOAD CAPACITY CHART



30 ft

MAXIMUM LOAD CAPACITY CHART



SPECIFICATIONS - 20 FT | 25 FT | 30 FT

Lifting Capacities:	8,000 lbs
Crane Rating:	50,000 ft-lbs
Mounting Space:	17 3/4" x 17 3/4"
Stowed Height:	39.5"
Rope Diameter:	3/8" @ 100'
Line pull speed:	60 ft/min @ 10 GPM (Single) 30 ft/min @ 10 GPM (double)
Max. Single-line:	4,000 lbs
Max. Double-line:	8,000 lbs
Rotation:	400°
Power Supply Requirements:	PTO & Pump Required
Hydraulic Req:	25 gal reservoir
Boom Elevation:	-8° to +75°
Controls:	Full-Hydraulic Proportional
Boom Extension:	20 ft: 10' - 16' - 20' Full Hydraulic 25 ft: 12' - 18' - 25' Full Hydraulic 30 ft: 14' - 22' - 30' Full Hydraulic
Weight:	1900 lbs / 2000 lbs / 2100 lbs
Minimum Vehicle Class:	Class 5 (19,500 lbs GVWR)
Optional:	- Coded Remote - Coded & Wireless Remote - Engine Controls

*Venturo Body: VP40 & VP45 Crane Service Body

